

LEARN MAKE & TAKE

Live Hands-on Block Printing Workshop

FAMILY



FAMILY

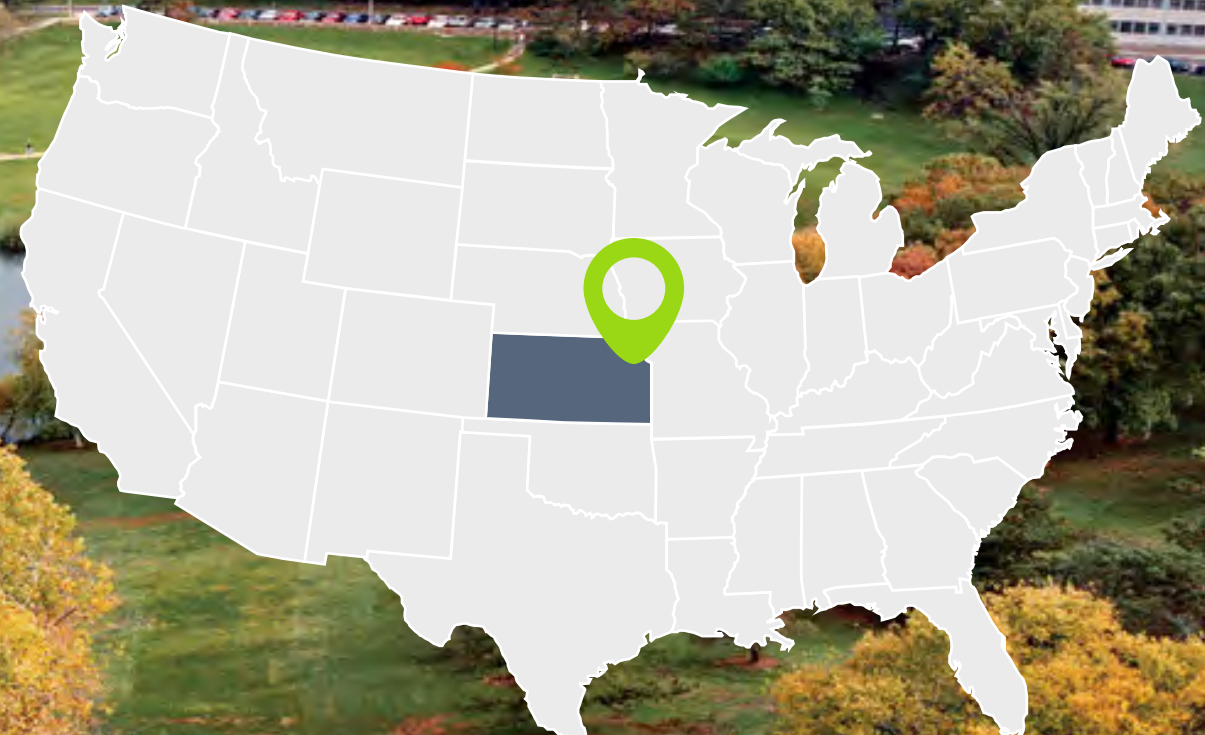


Lawrence, Kansas

Just outside of Kansas City, Kansas.

SIZE

100,000





TriLion Studios



Brian White Design



White Fine Art

BRIEF

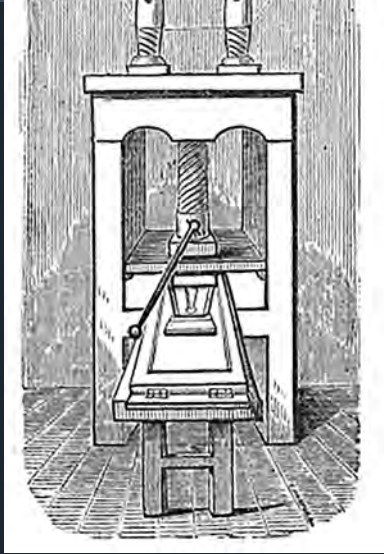
HISTORY OF BLOCK PRINTING

SEALS / STAMPS 3000 BC


ASIA / 200 AD



JAPANESE PRINTS / 760



ISLAMIC EGYPT / 1000



EUROPE / 1300



BLOCK BOOKS & CLOTH / 1450

PRINTING PRESS / 1440



EAST ASIA / UP TO 1800s



ASIA / 1829 AD


1

BLOCK PRINT DESIGN




3

BLOCK PRINT INKING



2




BLOCK PRINT CARVING



4

BLOCK PRINTING





Trust in the Lord
and lean
not on
your
own
understanding
PROVERBS 3:5-6
With all your heart
LOVE
and lean not on your own understanding





BLOCK PRINT DESIGN

- a. Quick sketches
- b. Ideas / Experiments
- c. Size / Composition
- d. Final design transfer



RUTH

CONTRAST IS IMPORTANT



SIZE & COMPOSITION



TELL A STORY





TRANSFER

CONTRAST IS IMPORTANT



TRANSFER

CONTRAST IS IMPORTANT





TRANSFER WELL

Take the time to get your image looking clean and easy to read so you don't have to "guess" so much on the cuts.



PRESS CHECKS

Even after design you need to do "press checks" and do rubbings or test prints of your piece to make sure the design is working well.






BLOCK PRINT CARVING

- a. Tools / Sharpening
- b. Ways to carve / Safety
- c. Cutting techniques
- d. Patterns / Direction

BATTLESHIP GREY



SPEEDBALL MOUNTED



EZ CUT



WONDERCUT



GOLDEN CUT





SHARP TOOLS

Sharp tools make all the difference, making it easier to carve fine details. Sharpen before starting



START CHEAP

What you have will work great.







**ALWAYS CUT AWAY
FROM YOURSELF**




PINCH TECHNIQUE







GO SLOW, BE SAFE!

TECHNIQUES



CUTS





REVERSE YOUR TEXT

DON'T DOUBLE REVERSE TRANSFERS





REDUCTION PRINTS





BLOCK PRINT INKING

- a. Rolling ink
- b. Proofing
- c. Changes to design
- d. Ink



**BLICK BLOCK
PRINT INK**

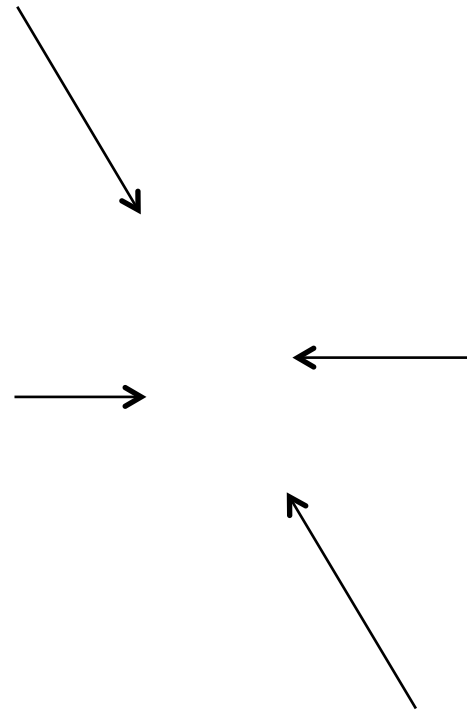
**CRANFIELD
CALIGO INK**



**SCHMINCKE
AQUA
LINOPRINT
INK**



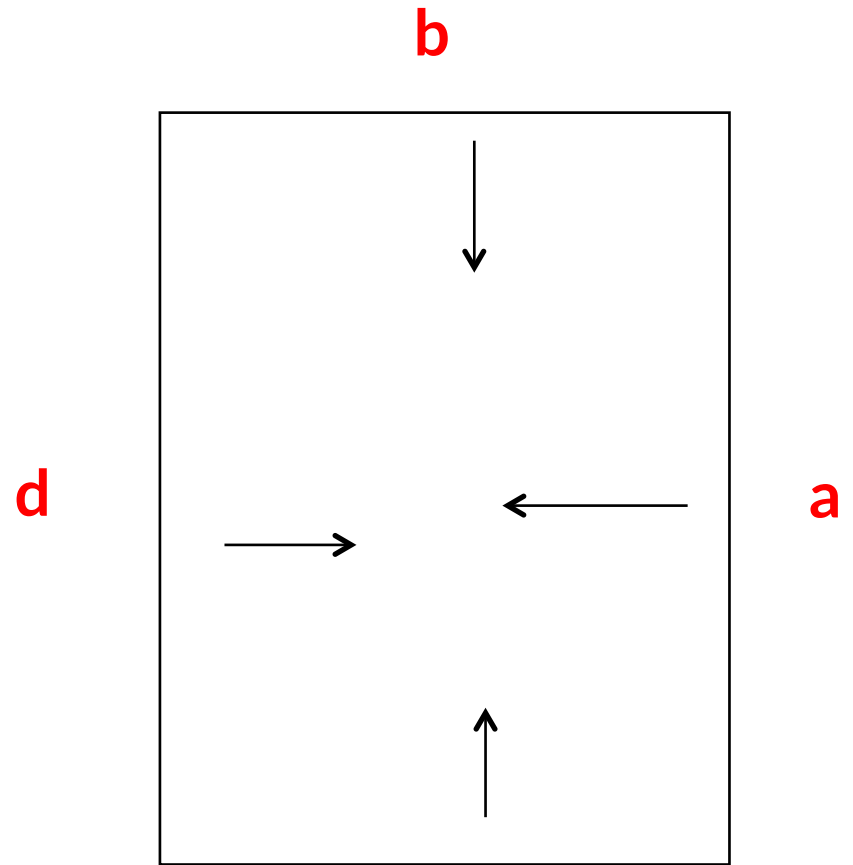
INKING



NO WAVES ON INK



ROLLING INK



DON'T ROLL BACK


c




YOU CAN CHANGE
& SHIFT YOUR PRINT



YOU CAN FIX IT
(SOMETIMES)



GO SLOW, BE SAFE!



BLOCK PRINTING

- a. Laying paper
- b. Hand Press / Etching press
- c. Paper



THIN IS EASIER

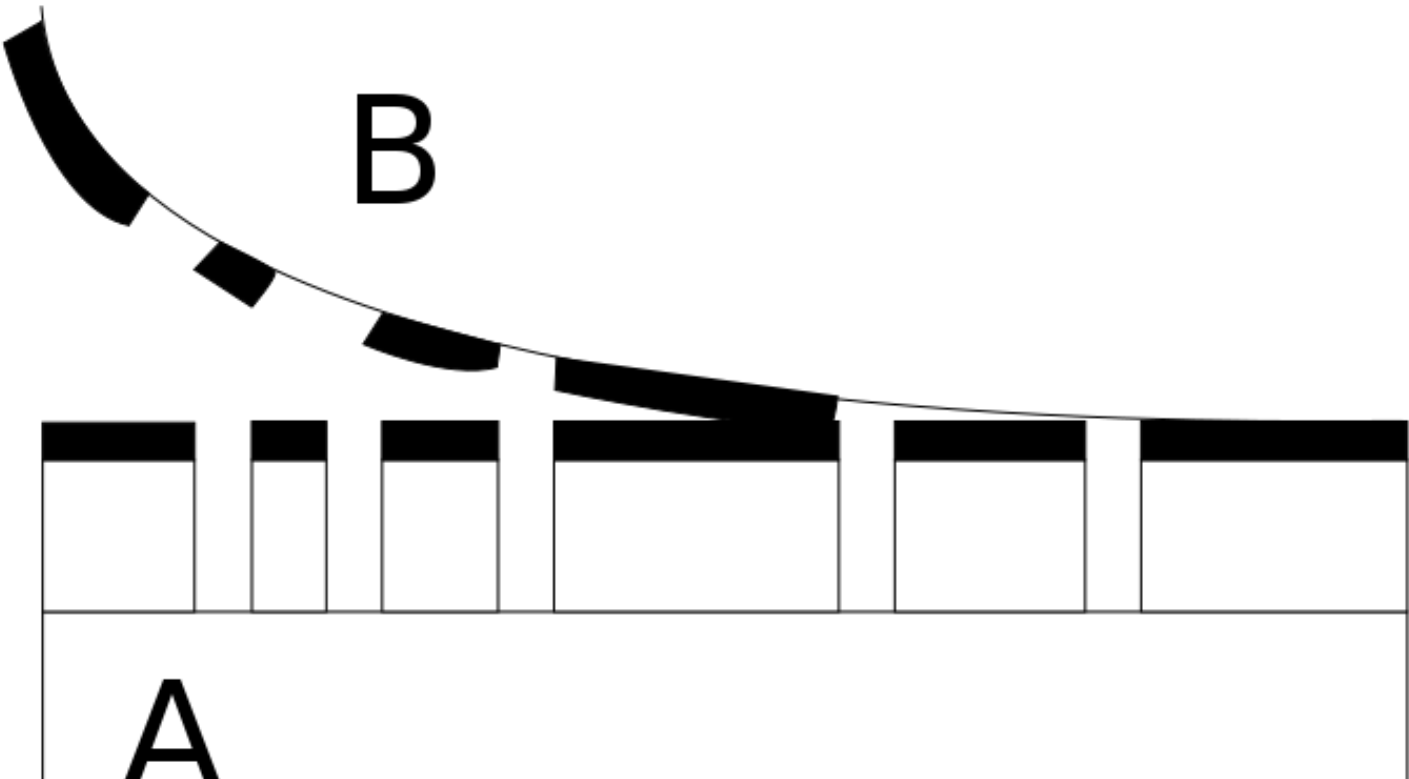


SHOW YOUR IMPRINT



DARK PAPER = REVERSE

PAPER ON TOP



BLOCK PRINT BELOW



BY BURNISHER




BY MACHINE



BLICK 999 Model II
Etching Printer



WATCH FOR JUMPING!





40 DAYS OF PSALMS 2





40
days of
Psalms
#2
Brian M. White








Bin M. Wiser



2/100

"ELISHA"

Bin M. Wiser 2017





THANK YOU





TriLionStudios.com



Brianwhitedesign.com



WhiteFineArt.com



@TriLion

@BWhitedesign

@White_fineart



@trillionstudios

@brianwhitedesign

@whitefineart



PrayerForDesigners.com



[@Prayer4Design](https://twitter.com/Prayer4Design)



[@prayerfordesigners](https://www.instagram.com/prayerfordesigners)